

# Welcome to WALIBI BELGIUM !

The purpose of this guide is to make your visit to our park as pleasant as possible. It is a personal guide for all EASY PASS holders. The EASY PASS is granted to people with special needs.

This guide is an essential source of information to enable you and your accompanying persons to enjoy the park in the best possible conditions. We wish you a pleasant visit!

The Walibi Belgium Team

## EASY PASS

**1.1** This guide allows you to use the easy access to the attractions with **up to three accompanying persons**.

It facilitates your access to the rides via the appropriate access paths. However, **this is not a priority access to the attractions**. You may have to wait several cycles before boarding. There is no free choice of seat in the rides. In crowded conditions, the waiting time via the facilitated access may increase. You will then be asked to attend the ride at a later time.

**1.2** In order to obtain an **EASY PASS**, at least one of the persons present must be an adult: either the person with special needs or his/her accompanying person.

You will receive it by presenting your **identity card** and:

- Your complete and validated disabled **parking card**

OR

- Your ED card (**European Disability Card**)

OR

-  • Your **Belgian documents from the following official authorities, attesting to a permanent disability:**
  - Agence pour une Vie de Qualité (AViQ)
  - French-speaking public service in Brussels (Dienst Phare)
  - Federal public service for social security (FPS)

-  • Your **French documents from the following official authorities, attesting to a permanent disability:**
  - Mobility Inclusion card with several possible indications:
    - Parking
    - Disability
    - Blindness
    - Priority...
  - Disability card
  - Priority card
  - European Parking Card
  - Notification from the Maison Départementale des Personnes Handicapées (except RQTH - recognition of the capacity of disabled worker)

-  • Your **Swiss documents from the following official authorities, attesting to a permanent disability:**

- Certificate of Insurance AVS-AI
- European parking card

-  • Your **Luxembourg documents from the following official authorities, attesting to a permanent disability:**

- Disability card
- European parking card

You undertake to comply with the park's internal rules and regulations. **In the event of forgery and use of forged documents when presenting these documents, the competent authorities will be notified**

**1.3** The **EASY PASS** cannot be transferred and is only valid on the date specified on the card.

The **EASY PASS** will be withdrawn in the event of the beneficiary's non-compliance with the rules (without entitlement to a refund of the tickets or to a commercial gesture).

**1.4** When the EASY PASS is issued, the person with special needs will receive a personal wristband. It is important to wear this wristband during your visit so that it can be presented at each attraction.

**1.5** We ask that the accompanying person and the holder of the wristband (person with special needs) always enter the attraction together and next to each other so that facilitated access can be allowed. Adapted seats will be allocated to you.

**1.6** After the person with special needs has been on the attraction, the operator will indicate on the **EASY PASS** the time at which the group can present themselves for a second ride. The operator will only authorize access at the times indicated, so it is important to respect them.

**1.7** The minimum interval between two rides on an attraction corresponds to the waiting time in the classic queue at the time of the ride on the previous attraction.

When the classic queue of the attraction is closed, the **EASY PASS access will also be closed**.





## ACCOMPANYING PERSONS

- 2.1** As a reminder, a **maximum of three accompanying persons** are allowed. At least one of the persons present must be an adult in order to enter the attraction: either the person with special needs or his/her accompanying person. In addition, you are requested to be accompanied by persons capable of assisting you while getting on and off the attraction and in case of evacuation.
- 2.2** Our staff are not authorised or trained to provide physical assistance to visitors with special needs. The accompanying person is therefore responsible for providing physical assistance to the person with special needs.
- 2.3** Accompanying persons will only be granted access if the EASY PASS holder is also getting on the attraction. If not, they will have to access the ride via the classic queue line.



## PARKING

- 3.1** Parking spaces reserved for people with special needs are located near the park entrance. We invite you to show your disabled parking card to the parking attendant on arrival and to follow his instructions.
- 3.2** Parking is charged. You should therefore purchase a parking ticket.



## DOGS

- 4.** Guide/assistance dogs are allowed in the park. However, for safety reasons, they are not allowed on the attractions.



## TOILETS

- 5.** Most of our toilets are adapted to accommodate people with special needs. Do not hesitate to ask for more details at the information desk!



## FIRST AID

- 6.** A team of first-aid attendants is at your disposal throughout the day at the first-aid post at the back of the «DALTON TERROR» attraction (Please consult the park map for more information)).



## SAFETY ON THE ATTRACTIONS

- 7.1** The management of Walibi Belgium invites visitors to take note of the safety instructions posted at the entrance to each attraction.
- 7.2** For Walibi Belgium, safety is an absolute priority. Therefore, in the event of an evacuation, it may be necessary to be self-sufficient. All visitors must be able to sit down safely and hold on. During the ride, it is forbidden to stand up, swing, stick out one's arms or legs or disturb the normal operation of the attractions. If you feel that you or the person you are accompanying cannot comply with these rules, please do not enter the attraction.
- 7.3** Each attraction in the park is specific and involves particular access conditions. In all cases, wheelchair users must be able to leave their wheelchairs to enter the attraction (except for *Theater 4D*). Please ensure that you are accompanied by someone who can assist you.
- 7.4** Accessibility requirements for body size are in accordance with the safety requirements set by the attraction manufacturers or external regulators.
- 7.5 Hearing impaired persons:**  
For safety reasons, persons with hearing impairments cannot access the *Radja River*, *Gold River*, and *Flash-Back* without a hearing attendant.
- 7.6 Visually impaired persons:**  
For safety reasons, visually impaired persons are not allowed to access the *Radja River* and the *Flash-Back*. These conditions are strictly enforced in accordance with safety regulations.
- 7.7** Operators are only allowed to embark one person with special needs per ride cycle, so waiting times may be long during busy periods. It is possible that your ride schedule will not be respected.
- 7.8** Operators have the right to refuse access to an attraction if they consider that safety conditions are not met.









## HALLOWEEN

- 8.1** The management of Walibi Belgium invites visitors to take note of the safety instructions posted at the entrance to each scary zone and each show.
- 8.2** For safety reasons, the haunted houses are not accessible to people with special needs

In general, it is specified that the park's attractions are not recommended for anyone in poor health or with medical problems that could be aggravated by the sensations they provide. Please do not hesitate to make any comments or suggestions to the information desk.

# FAMILY ATTRACTIONS









ATTRACTIONS	Access point	     					
		Wheelchair boarding	Ability to sit upright required	Compulsory transfert	Visually impaired persons (without hearing attendant)	Hearing impaired persons (without hearing attendant)	Sensitivity to stroboscopic effects
2 Le Grand Carrousel	EXIT	Not allowed	Allowed	Allowed	Allowed	Allowed	Allowed
3 Melody Road	EXIT	Not allowed	Allowed	Allowed	Allowed	Not allowed	Allowed
4 Wave Swinger	EXIT	Not allowed	Allowed	Allowed	Allowed	Allowed	Not allowed
6 Theater 4D	EASY PASS ACCESS	Allowed	Not allowed	Not allowed	Allowed	Allowed	Not allowed
17 Calamity Mine	EXIT	Not allowed	Allowed	Allowed	Allowed	Allowed	Allowed
21 Octopus	EXIT	Not allowed	Allowed	Allowed	Allowed	Allowed	Allowed
25 Challenge of Tutankhamon	EXIT	Not allowed	Allowed	Allowed	Allowed	Allowed	Allowed
26 Tiki-Waka	EASY PASS ACCESS	Not allowed	Allowed	Allowed	Allowed	Allowed	Not allowed
29 Flash-Back	EXIT	Not allowed	Allowed	Allowed	Not allowed	Not allowed	Not allowed
39 Le Palais du Génie	EASY PASS ACCESS	Not allowed	Allowed	Allowed	Allowed	Allowed	Not allowed
40 Radja River	EASY PASS ACCESS	Not allowed	Allowed	Allowed	Not allowed	Not allowed	Allowed
41 Le Tapis Volant	EXIT	Not allowed	Allowed	Allowed	Allowed	Allowed	Allowed
42 PopCorn Revenge	EASY PASS ACCESS	Not allowed	Allowed	Allowed	Allowed	Allowed	Not allowed
‡ Tiki-Théâtre	EASY PASS ACCESS	Allowed	Not allowed	Not allowed	Allowed	Allowed	Not allowed

■ Not allowed ■ Allowed

## SPECIFICS

- The Flash-Back & Radja River attractions require **the ability to walk unassisted**.
- The use of **double seats** in the Wave Swinger is mandatory.
- As a reminder, each attraction in the park is specific and involves particular access conditions. In all cases, wheelchair users must be able to leave their wheelchair to access the attraction (except for *Theater 4D*).



ATTRACTIONS	Access point	Wheelchair boarding	Ability to sit upright required	Compulsory transfert	Visually impaired persons	Hearing impaired persons (without hearing attendant)	Sensitivity to stroboscopic effects
							
9 Kids Airlines	EXIT	Not allowed	Allowed	Allowed	Allowed	Allowed	Allowed
10 Little Swing	EASY PASS ACCESS	Not allowed	Allowed	Allowed	Allowed	Allowed	Allowed
11 Guitar Riff	EXIT	Not allowed	Allowed	Allowed	Allowed	Allowed	Allowed
12 Spinning Taxi	EASY PASS ACCESS	Not allowed	Allowed	Allowed	Allowed	Allowed	Allowed
13 Tchou-Tchou Express	EXIT	Not allowed	Allowed	Allowed	Allowed	Allowed	Allowed
19 Ponies	EXIT	Not allowed	Allowed	Allowed	Allowed	Allowed	Allowed
22 Kondaala	EXIT	Not allowed	Allowed	Allowed	Allowed	Allowed	Allowed
31 4x4 Adventure	EXIT	Not allowed	Allowed	Allowed	Allowed	Allowed	Allowed
32 Tree House	-	Not allowed	Allowed	Allowed	Allowed	Allowed	Allowed
33 Graffiti Shuttle	EXIT	Not allowed	Allowed	Allowed	Allowed	Allowed	Allowed
34 Bubble Swirl	EXIT	Not allowed	Allowed	Allowed	Allowed	Allowed	Allowed
35 Fun Recorder	EXIT	Not allowed	Allowed	Allowed	Allowed	Allowed	Allowed
37 Mini Tour	EXIT	Not allowed	Allowed	Allowed	Allowed	Allowed	Allowed
38 Fun Pilot	EXIT	Not allowed	Allowed	Allowed	Allowed	Allowed	Allowed

■ Not allowed ■ Allowed

## SPECIFICS

- The *Kids Airlines*, *Little Swing*, *Spinning Taxi*, *Ponies*, *4x4 Adventure*, *Bubble Swirl*, *Fun Recorder* and *Mini Tour* attractions are not accessible for an adult accompanied by a child taller than 1m40 and vice versa. It is not possible for two people taller than 1m40 to ride on these attractions.
- The *Tree House* attraction requires **the ability to walk without assistance**.
- As a reminder, each attraction in the park is specific and involves particular access conditions. In all cases, wheelchair users must be able to leave their wheelchair to access the attraction.



ATTRACTIONS	Access point						
		Wheelchair boarding	Ability to sit upright required	Compulsory transfert	Visually impaired persons	Hearing impaired persons (without hearing attendant)	Sensitivity to stroboscopic effects
1 Vampire	EXIT	Not allowed	Not allowed	Allowed	Allowed	Allowed	Allowed
5 Werewolf	EXIT	Not allowed	Allowed	Allowed	Allowed	Allowed	Allowed
7 Spinning Vibe	EXIT	Not allowed	Allowed	Allowed	Allowed	Allowed	Allowed
8 Pulsar	EASY PASS ACCESS	Not allowed	Allowed	Allowed	Allowed	Allowed	Allowed
15 Buzzsaw	EXIT	Not allowed	Not allowed	Allowed	Allowed	Allowed	Allowed
16 Dalton Terror	EASY PASS ACCESS	Not allowed	Not allowed	Allowed	Allowed	Allowed	Allowed
23 Kondaa	EASY PASS ACCESS	Not allowed	Allowed	Allowed	Allowed	Allowed	Allowed
30 Psyké Underground	EASY PASS ACCESS	Not allowed	Allowed	Allowed	Allowed	Allowed	Not allowed
43 Cobra	EXIT	Not allowed	Not allowed	Allowed	Allowed	Allowed	Allowed

■ Not allowed    ■ Allowed

## SPECiFICS

- The **Kondaa** attraction requires **the ability to walk with adequate assistance**. The use of a lift is mandatory to access this attraction.
- As a reminder, each attraction in the park is specific and involves particular access conditions. In all cases, wheelchair users must be able to leave their wheelchair to access the attraction.



